

Terraces and Lower Lawns

A new patio space is created just outside from the main living area in the house. Here views across the landscape are enjoyed. Plenty space for eating and entertaining is provided.

A border of *Miscanthus sinensis 'Flamingo'* softens views out from the main entrance hall into the garden. A scented *'Choisya Aztec Pearl'* provides evergreen interest near the steps down to the lower patio area. Here a bistro table and chair provide the perfect spot to catch the evening sun through the dappled canopy of a new *Sorbus vilmorinii*. This level connects to the greenhouse, where plenty space for growing with a generous greenhouse is given. There is a spot to sit and rest and enjoy the layered views down the garden, with the tiered raised borders down towards the lawn. Here cottage garden planting such as *Salvias*, *Roses* and *Nepeta* can be enjoyed with plenty structural planting. A new *Taxus baccata* hedge contains your eye in the garden and provides screening of the new workshop. The bottom lawns are banked for gradual decline to the lower levels in the garden. Evergreen structure of *Taxus baccata* domes and scented evergreens such as *Daphne x transatlantica 'Eternal Fragrance'* provide the backbone structure to the planting. A new *Liquidambar* tree, with beautiful autumn foliage is the main specimen tree for the garden. The new curved borders, which wrap around the house, pull you towards the new courtyard garden.

The lower lawn is edged with sawn sandstone, which also caps the retaining walling, which allows a slope towards the workshop area. Here steps down provide access to the new driveway and also the bottom gateway.



Taxus baccata domes *Rosa 'Ballerina'*




Liquidambar styraciflua 'Worplesdon'



Daphne 'Eternal Fragrance'

- 1 No. *Liquidambar styraciflua 'Worplesdon'*
- Taxus baccata* hedging
- Improved existing gate
- Taxus baccata* domes
- 6 No. risers of 170mm and 320mm treads
- Existing *Pinus sylvestris*
- Retaining wall with sawn stone coping between 300-600mm tall
- Existing *Pinus sylvestris*
- 3 No. Multi-stemmed *Betula utilis jacquemontii*
- Sawn stone lawn edge, then soil banks down to boundary edge



Cercidiphyllum japonicum



Pleached *Carpinus betulus*

Multi-stemmed *Betula utilis jacquemontii*

Snug and woodland borders

A new seating area is provided at a new levelled area at a mid-point in the garden. New trees, such as *Cercidiphyllum japonicum*, the burnt sugar tree provide screening in the border opposite, to provide privacy from the neighbouring house, as well as new pleached *Carpinus betulus* trees, which also provide screening of the main patio. The formal pleaching balances the change in levels as the lawn slopes away.

A new group of multi-stemmed silver birch, *Betula utilis jacquemontii*, layer views down the garden, giving a greater sense of depth the space. Deep, mixed planted borders are enjoyed on the boundary, creating a great sense of enclosure to the garden.

Courtyard garden

A new courtyard garden is created which can be enjoyed whilst being looked down upon. A tall sculpture is sited to be enjoyed from the house, the new bench area and also from the upper terraces. A tranquil pool is enjoyed as the main focus, with a hidden sump allowing for flowing water from the upper border.


A series of three multi-stemmed *Amelanchier* provide some height to the area and bridge the level difference between the driveway and the courtyard and also frames views out towards the borrowed landscape. Plenty scented planting can be enjoyed near the new seating area, set beneath the canopy of the tree.



Buxus balls




Multi-stemmed *Amelanchier* spring blossom



3 Multi-stemmed *Amelanchier* autumn foliage

Existing conifers in neighbours garden. Possibly to remove.

Existing *Eucalyptus* tree in neighbours garden



Example raised planters and hedging



Quercus 'Koster'

- Mixed planting along driveway edge
- 1 No. *Prunus lusitanica*
- 1 No. *Taxus baccata*, Yew dome

- 3 No. Multi-stemmed *Amelanchier*
- 2 No. *Buxus* balls

- 3 No. *Quercus 'Koster'*
- Mixed planting

- 1 No. *Amerlanchier alnifolia 'Obelisk'*



Amerlanchier alnifolia 'Obelisk'



Acer x freemanii 'Autumn Blaze'



Calamagrostis x acutiflora 'Karl Foerster'



Buxus hedging

- 2 No. *Acer x freemanii 'Autumn Blaze'*



Physocarpus opulifolius 'Diabolo'



Viburnum carcephalum



Example armillary

Side Garden

As the space narrows around the side of the house, the planting is contained with a new raised planter, which is also lined with *Buxus* hedging and filled with tall planting, hiding the boundary line and softening the area.

As you venture to the back of the house to the south side, the space opens out and views are framed with a new *Viburnum 'Carcephalum'* which is heavily scented in the spring, and the purpled foliated *Physocarpus opulifolius 'Diabolo'* which also frame views to the new armillary and seating area.



Example hogginpathway

- Buxus* hedging on either side
- Mixed planting
- Buxus* hedging running horizontally
- Buxus* balls at base of steps

- Mixed softer planting along edge of house

- 1 No. *Viburnum carcephalum*
- 1 No. *Physocarpus opulifolius 'Diabolo'*

- Existing *Laburnum* tree, retained
- Location for armillary or sculpture

- Existing variegated *Ilex* tree, retained
- Stone edging

- New retaining wall with sawn stone coping

- Existing *Prunus*, plum tree, retained

- Mixed shrub, perennial and grass border

Formal Lawns

The formal lawns on the south side of the house are terraced, with sloping borders defining each space, with stone edging creating crisp clean lines, framing the lawns. *Buxus* balls and *Lavender* tumble down these slopes, providing simple structure to the planting. Mixed planting softens the house and boundary line.

A new calm space at the top of the garden provides space to sit and enjoy views down, nestled beneath the existing and new trees and planting. Here a sculpture or armillary can be located and enjoyed.

At the bottom of the lawn is an Outdoor Kitchen area with space to sit and look down the garden and back to the house. This is also a focus as you journey from the patio area down the garden, along the new hoggin pathway, into the garden.

- 200mm x random sized sawn stone to edge lawns
- Buxus* balls either side of steps with *Lavandula 'Melissa Lilac'* either side

- Three steps with 170mm risers and 320mm treads

- Outdoor Kitchen area

- Four steps with 170mm risers and 320mm treads

- Hogginpathway with 22mm timber gravel board

- 1 No. *Cercidiphyllum japonicum*

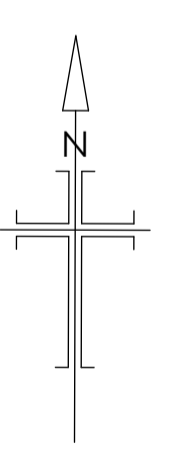
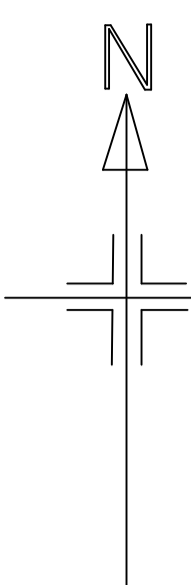
- Existing *Prunus* tree, retained

- Existing Hawthorn, *Crataegus monogyna*, retained

- Existing *Sorbus* tree, stem cleared and retained

- Mixed shrub and perennial border

- Existing *Rhododendron* retained



Lizzie Tulip
Landscape & Garden Design

Client	
Project	
Drawing title	Scale
Job No.	Drawing No.
Revision	
Date drawn	Drawn by

© Lizzie Tulip Ltd Registered in England and Wales No. 08002393. Do not scale, only used figures dimensions. All dimensions to be verified and checked before the commencement of any work whatsoever on it's own or for sub-contractors or suppliers. Please report any discrepancies to Lizzie Tulip Landscape & Garden Design.